

Silo Timber Sconce

The rippled form and glass sphere casts a soft diffused glow, providing a gentle and glare free light source perfect for residential and commercial interiors.



Technical Details


Dimensions	Ø135 x 95mm (incl. bulb)
Material	Hardwood, Glass
LED	Cree Integral LED
Bulb	ø80mm Matte Opal Glass Sphere
Input Voltage	6V via 240V remote driver
CRI	90
Wattage	2W
Lumens	450lm approx.
Colour Temperature	2700K 3000K
Dimming	Phase-cut, DALI other dimming types on request
Warranty	3 Years

Create a Custom Sconce


Design	Silo Timber Sconce	ST
Timber Species	American Oak American Oak - Black Finish Walnut	AO OB WA
Wall Plate Finish	White Black	WP BP
LED Colour Temperature	2700K 3000K	27K 3K

Example Code: ST - AO - WP - 27K

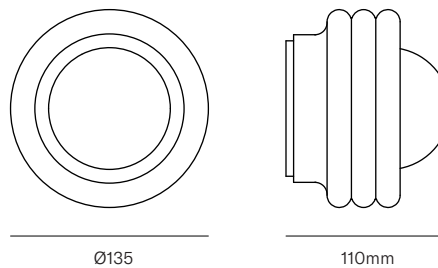
Timber Species



Wall Plate Finish



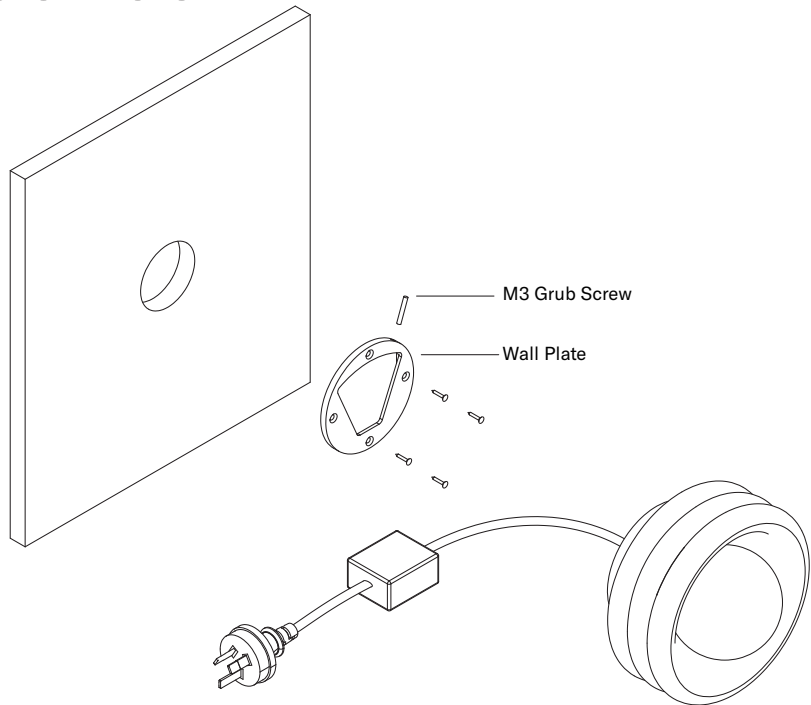
Dimensions



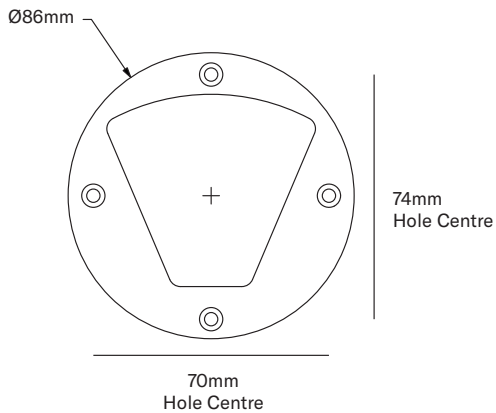
Silo Timber Sconce

Installation Details

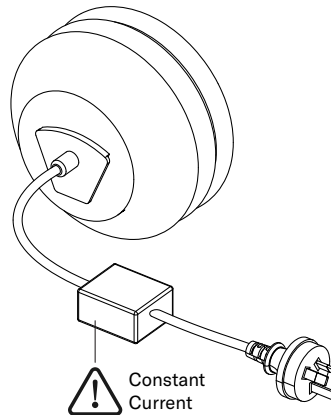
1. Prep the wall with a (minimum) 40mm hole.
2. Screw the wall plate onto the wall with the appropriate fasteners for the wall material.
3. Terminate cables appropriately. The transformer needs to be accessible for maintenance purposes.
4. Mount the timber body to the wall plate using the attached bracket. Secure the two brackets together using the M3 grub screw. (A suitable hex key is supplied)
5. Test installation meets the requirements of AS/NZS 3000.



Wall Plate Details



Driver Details



Warranty only valid when installed with the supplied driver.