

# Roller

## Linear Pendant

Roller is a classic dowel pendant with a subtle curved edge to catch the LED light and create a unique gradient effect. Roller is crafted from solid Tasmanian Oak with a high-quality furniture finish. Available with brass, black, white or timber endcaps. Roller is also available in custom timbers and finishes on request.

Technical Details	
Dimensions	ø43 (mm)
Material	Solid Hardwood, Aluminium, Opal Acrylic, Integral LED Lighting
Input Power	240V - 24VDC Transformer
CRI	90
Wattage	20W per metre
Lumens	750lm per metre
Install	Installed with a remote driver Must be installed by a licensed electrician
Dimming	Phase Cut (Universal Dimming) Other dimming types on request

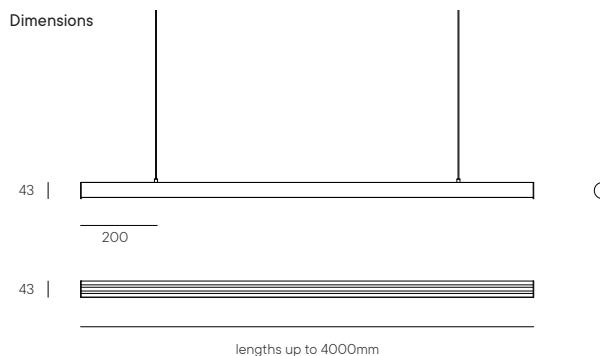



### Create a Custom Pendant

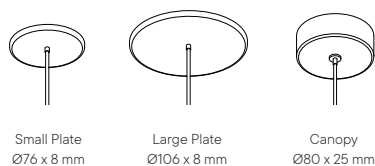
Pendant	Roller	RL
Timber	Victorian Ash Custom	VA C
Length	1200mm 1800mm 2000mm 2200mm 2500mm 2800mm 3000mm Custom	L12 L18 L20 L22 L25 L28 L30 L30 (_m)
Cable Grip Colour	Black Solid Brass	2 3
End Cap Colour	Solid Brass Black White	SB B W
Lens Colour	Opal Black	OL BL
LED Colour Temperature	2700K 3000K 4000K	27K 3K 4K
Dimming Type	Phase Cut Custom	PH CU
Ceiling Plate	Small Plate Ø76mm Large Plate Ø106mm Canopy Ø80mm	76 106 80
Ceiling Plate Colour	White Black	W B
Cable Colour	Silver Black	SC BC
Drop Length	1.5m Standard Custom	1.5m _m

Example code: RL-VA-L12-2-B-OL-27K-PH-76-W-SC-1.5m

### Timber



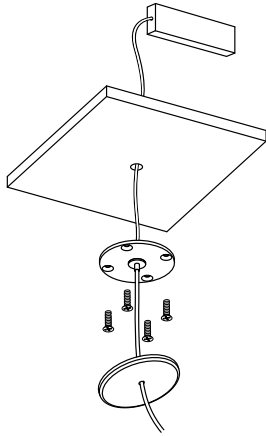
### Ceiling Plate



# Roller

# Linear Pendant

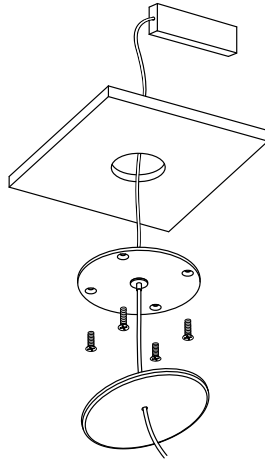
## Ceiling Plate Details



Ceiling Plate  
Ø76 x 8mm

Suitable for full ceiling access  
to place the remote driver  
from above.

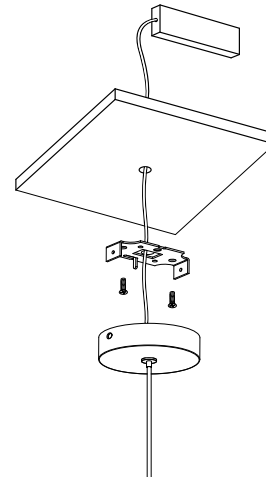
Cutout hole: 10-20mm



Ceiling Plate  
Ø106 x 8mm

Suitable for limited ceiling  
access to place the remote  
driver from below.

Cutout hole: 60mm



Canopy  
Ø80 x 25mm

Suitable for full ceiling access  
to place the remote driver  
from above.

Cutout hole: 10-20mm